

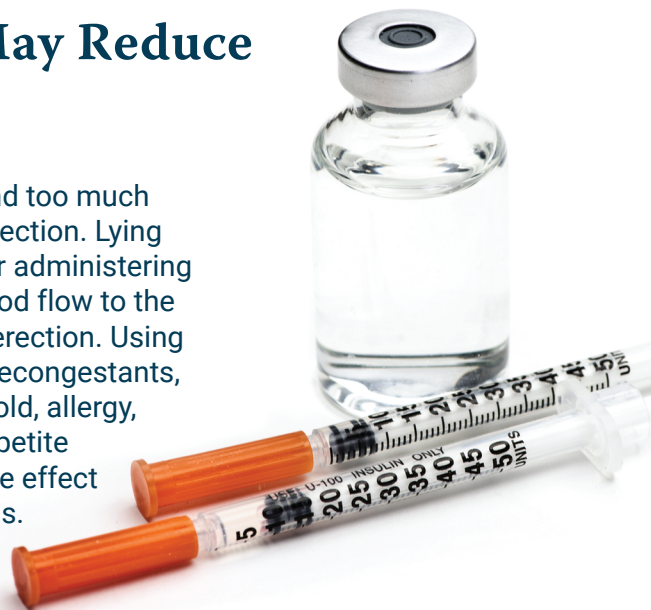
Factors That May Reduce Your Erection

Anxiety, fatigue, tension, and too much alcohol may reduce your erection. Lying on your back too soon after administering injection may decrease blood flow to the penis and result in loss of erection. Using medications that contain decongestants, such as over-the-counter cold, allergy, or sinus medications or appetite suppressants may block the effect of intracavernosal injections.

Side Effects

The most common side effects of intracavernosal injections are: aching in the penis, testicles, legs, and perineum (area between penis and rectum), redness of the penis due to increased blood flow, swelling of leg veins, light-headedness, dizziness, fainting, rapid pulse, and prolonged erection. If your erection lasts longer than 4 hours, seek immediate medical attention (urgent care center or emergency room). Take the medication with you.

Scan here for a video tutorial on how to use this medication:




Priapism

Priapism is defined as a prolonged erection. Erections should last 45 minutes to 1 hour. If the erection lasts longer, the patient can bring down the erection by taking a cold shower, applying ice wrapped in a towel to the penis, or taking 60mg of Sudafed.

Storage

All preparations should be kept in the refrigerator. If you travel, use the travel kit (available at our pharmacy). Freezing the medication before travel is also an option to extend periods without refrigeration.



Intracavernosal Injection Patient Education Booklet

Dosage Instructions

Your first doses of intracavernosal injections should be given under the supervision of your doctor. You and your physician will determine the proper dose of intracavernosal injections.

Directions for Injection

PREPARING THE DOSE

1. Wash your hands thoroughly and dry them with a clean towel.

2. Wipe the rubber stopper on the vial of the injection with an alcohol pad. Discard the alcohol pad.

3. Handle the syringe by the syringe barrel only. Do not touch the needle with your hands. Do not let the needle touch any surface.

4. Grasp the syringe barrel (not the plunger) and remove the needle cover. Do not discard the needle cover; you will need to use it again.

5. Push the needle through the center of the vial's rubber stopper. Figure A - remove fluid from vial.

6. Turn the vial and needle/syringe upside down with one hand. Keeping the needle tip below the level of fluid, slowly pull back on the syringe plunger to the desired dose (Fig. A).

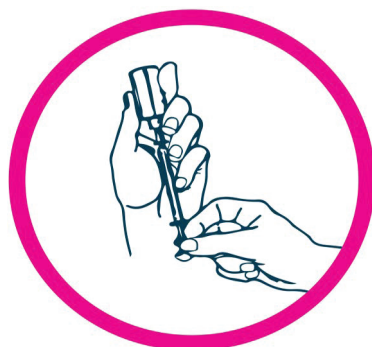


Fig. A - Remove fluid from vial

7. If there are air bubbles, gently tap the syringe barrel until they float to the top of the solution.

8. Holding the syringe upright, push the syringe plunger to the correct volume mark for the dose prescribed by your doctor. This will remove any air and excess solution into the vial.

9. Grasp the syringe barrel (not the plunger) and pull the needle/syringe from the vial of intracavernosal injections.

10. Place the needle cover over the needle and place the syringe on a level surface.

**** DO NOT use the solution if it is cloudy or contains particles.**

WARNING:

OVEREXERTED SEXUAL ACTIVITY CAN CAUSE HEART ATTACKS. DO NOT RE-USE OR SHARE NEEDLES OR SYRINGES.

Select the Injection Site

Intracavernosal injections will be injected into one of the two corpus cavernosum of the penis. There are two corpus cavernosum that run the length of the penis (see Fig. B). Choose an injection site on one side of the shaft of the penis as shown in Fig. B. AVOID VISIBLE BLOOD VESSELS. With each use of intracavernosal injections, alter the side of the penis and vary the site of injection.

**** DO NOT inject at the top or the bottom.**

PREPARING THE DOSE

1. You should be standing when injecting the medication.

2. Clean the injection site with a new alcohol swab.

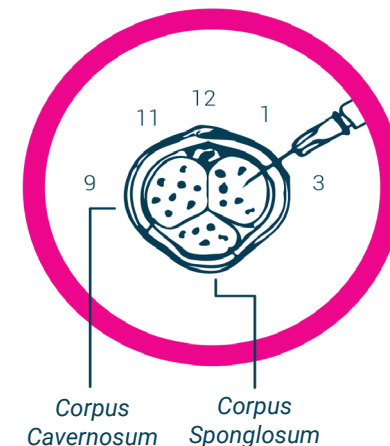
3. With the hand that will be used to give the injection, stretch out the penis.

4. Remove the cover from the needle and hold the syringe.

5. Before injecting, squeeze the base of the penis firmly with the thumb and index finger of the other hand, forming a full tourniquet around the base of the penis or put the constriction band in place. This will allow the medication to stay in the penis, where it works, instead of going into the body.

6. With the hand that stretched the penis, hold the syringe between the thumb and index fingers. Using a steady motion, push the needle straight into the selected injection site until the metal part of the needle is almost entirely in the penis. Holding the syringe barrel between two fingers, move your finger or thumb to the plunger, and with a steady motion, push down on the plunger so that the entire volume of the syringe is slowly injected.

Fig. B - Cross Section of the Penis



Corpus Cavernosum Corpus Spongiosum

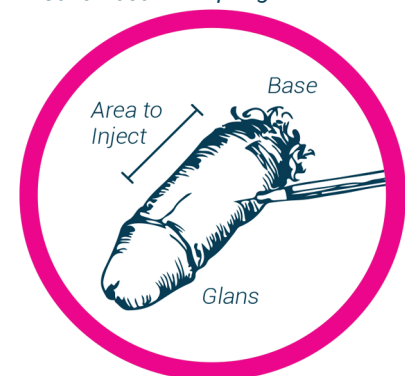


Fig. C - Inject contents of the syringe and continue to hold base of penis after injection (see #8)

**** NOTE: Inject the syringe approximately one inch from the tourniquet grip toward the head of the penis at the 3 or 9 o'clock position.**

7. Grasp the syringe barrel and pull the needle out of your penis.

8. CONTINUE HOLDING THE BASE OF THE PENIS FOR 3 MINUTES AFTER INJECTING. Use your free hand to gently massage towards head of the penis.

9. Release tourniquet grip and allow medication to take effect and gently massage the shaft of the penis.